

EDMONTON ELKS GAME NOTES

WEEK 12 @ MTL (5:00 p.m. MT)

THE COACHES

EDM	Jarious Jackson (1st season)	vs. MTL: 0-0-0 Career: 3-2-0 (reg.)
MTL	Jason Maas (6th season (2 MTL))	vs. EDM: 2-0-0 Career: 59-41-0 (reg.)

NEED TO KNOW

RUSH ATTACK

- In their last three games, the Edmonton Elks have rushed for 598 yards and eight touchdowns.
- The Elks are third in the CFL in rushing yards with 1,067.
- Kevin Brown returns to the lineup after missing the last three games due to injury.

ELK TRACKS

- Edmonton sits first in points for (296), touchdowns (32) and red zone TDs (26).
- Edmonton has won six of their last seven visits to Montreal.
- The Elks are looking for their fourth win in a row for the first time since 2017.
- In their last three games, the Elks have held a 17-point lead in each game.
- The Elks have not scored a point in the third quarter in their last four games.
- Nyles Morgan leads the league with 70 defensive tackles.
- American defensive back JJ Ross makes his CFL/pro debut.




ELKS vs. ALOUETTES

- Edmonton lost the first meeting of the season in Week 2 by a score of 23-20 at Commonwealth Stadium. McLeod Bethel-Thompson threw for 300 yards and Kurleigh Gittens Jr., led the way with 93 receiving yards. Defensively, Elliott Brown registered five tackles and one sack.

EDMONTON ELKS PRONUNCIATION GUIDE

Sam Acheampong - *ACH-am-pong*
 Woody Appolon - *app-o-lawn*
 Boris Bede - *bee-dee*
 DK Bonhomme - *Bahn-um*
 Michael Brodrique - *brod-rick*
 Jarret Doege - *day-gee*
 David Foucault - *foo-KOH*
 Kurleigh Gittens Jr. - *Curly*
 Les Maruo - *ma-roo-oh*
 Hergy Mayala - *Her-GEE MY-alla*
 Tomas Jack-Kurdyla - *Toe-mas Jack-KUR-dee-la*
 Loucheiz Purifoy - *lou-CHEZ Pure-uh-foye*
 Josiah Schakel - *Shackle*
 Jerminic Smith - *jir-muh-NEEK*

GAME DETAILS

	Sunday, August 25 Percival Molson Memorial Stadium Montreal, QC
	TSN Marshall Ferguson (PBP), Paul LaPolice (Colour), Kenzie Lalonde (Sideline)
	630 CHED Morley Scott (PBP), Dave Campbell (Colour), Blake Dermott (Analyst)

2024 SCHEDULE (3-7-0)

WEEK	DATE	OPPONENT	SCORE/TIME
1	Sat., June. 8	vs. Saskatchewan	29-21 L
2	Fri., June. 14	vs. Montreal	23-20 L
3	Sat., June. 22	@ Toronto	39-36 L
4	Thu., Jun. 27	@ B.C.	24-21 L
6	Sun., July. 14	@ Ottawa	37-34 L
7	Fri., July. 19	vs. Ottawa	20-14 L
8	Sun., July. 28	vs. Hamilton	44-28 L
9	Sat., Aug. 3	@ Saskatchewan	42-31 W
10	Sun., Aug. 11	vs. B.C.	33-16 W
11	Sat., Aug. 17	@ Hamilton	47-22 W
12	Sun., Aug. 25	@ Montreal	5:00 PM MT
13	Mon., Sept. 2	@ Calgary	4:00 PM MT
14	Sat., Sept. 7	vs. Calgary	5:00 PM MT
16	Sat, Sept. 21	vs. Winnipeg	5:00 PM MT
17	Fri., Sept. 27	@ Winnipeg	6:00 PM MT
18	Sat., Oct. 5	vs. Saskatchewan	5:00 PM MT
19	Sat., Oct. 12	@ Calgary	2:00 PM MT
21	Fri., Oct. 25	vs. Toronto	7:30 PM MT

THE SERIES

	30-14-0 in Edmonton Streak: 4 Losses 6-4-0 in last 10 Last: 23-20 L / June 14, 2024
	19-20-2 in Montreal Streak: 1 Win 6-4-0 in last 10 Last: 32-31 W / July 14, 2022
	49-34-2 all-time Streak: 3 Losses 5-5-0 in last 10 Last: 23-20 L / June 14, 2024



2024 STARTERS (DEFENCE)

WK	CB	HB	FS	HB	CB	WLB	MLB	SLB	DE	DT	DT	DE
1	GRAY	BRATTON	K. JACKSON	BYNUM	M. LEWIS	ANDERSON	Morgan	O'NEAL	MCKNIGHT	NKEMDICHE	CURTIS	E. BROWN
2	GRAY	BRATTON	PURIFOY	K. JACKSON	M. LEWIS	ANDERSON	Morgan	O'NEAL	MCKNIGHT	NKEMDICHE	CURTIS	E. BROWN
3	GRAY	BRATTON	PURIFOY	BYNUM	M. LEWIS	ANDERSON	Morgan	O'NEAL	ALFANO	NKEMDICHE	CURTIS	E. BROWN
4	GRAY	BRATTON	PURIFOY	BYNUM	M. LEWIS	ANDERSON	Morgan	O'NEAL	ALFANO	NKEMDICHE	CURTIS	E. BROWN
6	GRAY	BRATTON	PURIFOY	K. JACKSON	M. LEWIS	ANDERSON	Morgan	MONCRIEF	MCKNIGHT	OAKMAN	CURTIS	E. BROWN
7	GRAY	BRATTON	PURIFOY	K. JACKSON	M. LEWIS	ANDERSON	Morgan	MONCRIEF	MCKNIGHT	CURTIS	OAKMAN	E. BROWN
8	GRAY	BRATTON	PURIFOY	K. JACKSON	M. LEWIS	ANDERSON	Morgan	MONCRIEF	MCKNIGHT	CURTIS	OAKMAN	E. BROWN
9	GRAY	BRATTON	PURIFOY	K. JACKSON	BYNUM	ANDERSON	Morgan	MONCRIEF	MCKNIGHT	CURTIS	OAKMAN	E. BROWN
10	GRAY	BRATTON	PURIFOY	K. JACKSON	BYNUM	ANDERSON	Morgan	MONCRIEF	Taylor	CURTIS	OAKMAN	E. BROWN
11	GRAY	BRATTON	PURIFOY	K. JACKSON	BYNUM	ANDERSON	Morgan	MONCRIEF	Taylor	CURTIS	OAKMAN	E. BROWN
12												
13												
14												
15												
16												
18												
19												
20												

2024 STARTERS (OFFENCE)

WK	WR	SB	R	SB	WR	LT	LG	C	RG	RT	RB	FB	QB
1	Lewis	GITTENS JR.	MAYALA	MITCHELL	FLOWERS	IVEY	Foucault	Korte	J. Kurdyla	Steward	Brown	Green	Bethel-T
2	Lewis	GITTENS JR.	MAYALA	MITCHELL	FLOWERS	IVEY	Foucault	Korte	J. Kurdyla	Steward	Brown	Green	Bethel-T
3	Lewis	GITTENS JR.	A. SMITH	MAYALA	MITCHELL	IVEY	Foucault	Korte	J. Kurdyla	Steward	Brown	Green	Bethel-T
4	Lewis	GITTENS JR.	A. SMITH	COBB	MITCHELL	IVEY	Foucault	Korte	Steward	Boyko	Brown	Green	Bethel-T
6	Lewis	GITTENS JR.	A. SMITH	MAYALA	MITCHELL	IVEY	Foucault	Korte	Steward	Boyko	Brown	Green	Bethel-T
7	Lewis	GITTENS JR.	A. SMITH	MAYALA	MITCHELL	IVEY	Foucault	Korte	Steward	Boyko	Brown	Green	Bethel-T
8	Lewis	GITTENS JR.	A. SMITH	MAYALA	MITCHELL	IVEY	Foucault	Korte	Richards	Boyko	Brown	Green	Bethel-T
9	Lewis	GITTENS JR.	MAYALA	JONES	MITCHELL	IVEY	Foucault	Korte	Richards	Boyko	LEAKE	Green	FORD
10	Lewis	GITTENS JR.	MAYALA	JONES	MITCHELL	IVEY	Foucault	Korte	Richards	Boyko	LEAKE	Grohovac	FORD
11	Lewis	GITTENS JR.	MAYALA	JONES	MITCHELL	IVEY	Foucault	Korte	Richards	Boyko	LEAKE	Grohovac	Bethel-T
12													
13													
14													
15													
16													
18													
19													
20													



2024 STARTERS (SPECIALS)

WK	K	P	LS	RET
1	Bede	Julien	Burton-Krahn	Leake
2	Bede	Julien	Burton-Krahn	Leake
3	Bede	Julien	Burton-Krahn	Leake
4	Bede	Julien	Burton-Krahn	Leake
6	Bede	Julien	Burton-Krahn	Leake
7	Bede	Julien	Burton-Krahn	Leake
8	Bede	Julien	Burton-Krahn	Leake
9	Bede	Julien	Burton-Krahn	Cobb
10	Bede	Julien	Burton-Krahn	Cobb

2024 STARTERS (SPECIALS)

WK	K	P	LS	RET
11	Bede	Julien	Burton-Krahn	Cobb
12				
13				
14				
15				
16				
18				
19				
20				

2024 LEADERS (PER GAME)

WEEK	VS.	RUSHES	RUSHING YDS	CATCHES	REC. YDS	TACKLES	ST TACKLES
1	SSK	Brown - 7	Brown - 23	Gittens Jr. - 9	Mitchell - 93	Morgan - 9	Muemi - 2
2	MTL	Brown - 11	Brown - 50	Gittens Jr. - 7	Gittens Jr. - 93	Morgan - 5	Hutter - 3
3	TOR	Brown - 7	Brown - 27	Gittens Jr. - 6	Mitchell - 120	N. Anderson - 9	Miller Jr., - 3
4	BC	Brown - 6	Brown - 40	Smith, Gittens Jr. - 5	Mitchell - 81	Morgan - 12	6 players - 1
6	OTT	Brown - 8	Brown - 35	MAYALA - 7	E. LEWIS - 89	N. Anderson - 9	5 players - 1
7	OTT	Brown - 9	Brown - 26	E. LEWIS - 7	E. LEWIS - 74	E. BROWN - 5	PRUKOP - 2
8	HAM	Leake - 8	Leake - 55	Gittens Jr. - 5	Gittens Jr. - 40	N. Anderson - 9	2 players - 2
9	SSK	Leake - 12	Leake - 169	4 players - 3	Jones - 123	Morgan - 11	O'Neal Jr. - 3
10	BC	Leake - 21	Leake - 97	2 players - 6	Jones - 123	Morgan - 7	7 players - 1
11	HAM	Rankin - 17	Rankin - 108	E. Lewis - 5	E. Lewis - 93	3 players - 6	2 players - 2
12							
13							
14							
16							
17							
18							
19							
21							



2024 LEADERS (SEASON)

PASSING	GP	COMP-ATT / %	YARDS	TD	INT	EFFIC	INT %	AVG
BETHEL-THOMPSON, McLeod	10	200-289 / 69.2%	2,193	12	8	93.7	2.8	7.6
FORD, Tre	10	35-45 / 77.8%	473	5	1	138.2	2.2	10.5
PRUKOP, Dakota	10	--	--	--	--	--	--	--

RUSHING	GP	CARRIES	YARDS	AVG	LG	TD	10	20
LEAKE, Javon	10	60	398	6.6	61	5	13	2
RANKIN, Justin	3	34	245	7.2	45	3	6	2
BROWN, Kevin	7	54	221	4.1	20	0	6	1
FORD, Tre	9	11	79	7.2	23	0	3	1
BETHEL-THOMPSON, McLeod	10	7	55	7.9	14	0	1	0
PRUKOP, Dakota	10	24	36	1.5	6	7	0	0

RECEIVING	GP	REC-ATT	YARDS	YAC	AVG	LG	TD	30
LEWIS, Eugene	10	36-63	498	142	13.8	52	2	4
MITCHELL, Dillon	10	37-55	477	94	12.9	46	2	4
GITTENS JR., Kurleigh	10	54-69	465	108	8.6	29	4	0
MAYALA, Hergy	9	32-42	381	92	11.9	44	4	2
JONES, Tevin	8	10-10	274	105	27.4	93	2	1
LEAKE, Javon	10	20-25	161	112	8.0	22	0	0
SMITH, Arkell	5	13-18	148	89	11.4	17	1	0
BROWN, Kevin	7	21-27	132	112	6.3	26	0	0
COBB, Gavin	7	3-8	50	15	16.7	20	1	0

RETURNS	GP	PR	YARDS	AVG	LG	TD	KOR	YARDS	AVG	LG	TD
LEAKE, Javon	10	22	214	9.7	27	0	24	520	21.7	56	0
COBB, Gavin	7	9	85	9.4	16	0	6	125	20.8	26	0

PUNTS / KO	GP	PUNTS	YARDS	AVG	LG	S	KO	YDS	AVG	LG	S
JULIEN, Jake	10	57	3,043	53.2	74	7	--	--	--	--	--
BEDE, Boris	10	--	--	--	--	--	47	3,152	67.1	98	2

FG / CONVERTS	GP	FGA	MD	%	LG	<20	20-29	30-39	40-49	>=50	CVT
BEDE, Boris	10	23	17	73.9	52	2	2	8	3	2	17

DEF. TACKLES
MORGAN - 70
ANDERSON - 56
GRAY - 37
BROWN - 30
PURIFOY - 27
O'NEAL - 26
JACKSON - 19
OAKMAN - 18
MONCRIEF - 18
BRATTON - 16

ST TACKLES
JONES, O'NEAL - 6
2 players - 5
5 players - 4
5 players - 3

SACKS
CURTIS - 5
E. BROWN - 3
MCKNIGHT - 2
OAKMAN - 2
ANDERSON - 1
BRODRIQUE - 1
MORGAN - 1
OAKMAN - 1
PURIFOY - 1
N. TAYLOR - 1

INT
JACKSON - 3
BRATTON - 2
GRAY - 2
M. LEWIS - 1
MONCRIEF - 1
PURIFOY - 1

FORCED FUMBLE
ANDERSON - 2
BYNUM - 1
GRAY - 1
JACKSON - 1
MAUGA-CLEMENTS - 1
MORGAN - 1
OAKMAN - 1



WEEK 1 (vs. SSK)
SATURDAY, JUNE, 8
Attendance: 20, 681

Table with 6 columns: 1st, 2nd, 3rd, 4th, FINAL. Rows for SSK and EDM.

SCORING SUMMARY

1st QUARTER
8:49 | B. BEDE Field Goal (17 yds)----- 3-0 EDM
5:42 | T. HARRIS completed pass to S. BANE JR., for 27 yards to EDM00-TD; convert kick good----- 7-3 SSK
2nd QUARTER
11:04 | J. JULIEN Punt (57 yds) - SINGLE----- 7-4 SSK
1:10 | BETHEL-THOMPSON completed pass to H. MAYALA for 22 yards to SSK00-TD; convert kick good----- 11-7 EDM
3rd QUARTER
4:49 | A. KORSACK Punt (62 yds) - SINGLE----- 11-8 EDM
1:38 | BETHEL-THOMPSON completed pass to H. MAYALA for 6 yards to SSK00-TD; convert kick good----- 18-8 EDM
4th QUARTER
13:38 | B. BEDE Field Goal (30 yds)----- 21-8 EDM
11:35 | T. HARRIS completed pass to S. BANE JR., for 40 yards to EDM00-TD; convert kick good----- 21-15 EDM
9:02 | A. OUELLETTE Run (1 yard) to EDM00-TD; convert kick good----- 22-21 SSK
1:10 | T. HARRIS completed pass to S. BANE JR., for 33 yards to EDM00-TD; convert kick good----- 29-21 SSK

TEAM STATISTICS

SSK EDM
OFFENCE
338 --- YARDS --- 373
29:10 --- POSSESSION TIME --- 28:41
131-30-4.4 --- 1ST DOWN (YARDS - ATT - AVG) --- 236-34-6.9
199-22-9.0 --- 2ND DOWN (YARDS - ATT - AVG) --- 137-23-5.7
0-0-0.0 --- 3RD DOWN (YARDS - ATT - AVG) --- 0-0-0.0
RUSHING
18 --- ATTEMPTS --- 12
40 --- YARDS --- 39
1.8 --- AVERAGE --- 3.3
1 --- TOUCHDOWNS --- 0
PASSING
31 --- ATTEMPTS --- 42
22 --- COMPLETIONS --- 33
305 --- YARDS --- 336
9.8 --- AVERAGE --- 8.0
93 --- YARDS AFTER CATCH --- 136
2 --- INTERCEPTIONS --- 1
3 --- TOUCHDOWNS --- 2
40 --- LONG --- 52
71.0% --- COMPLETION % --- 79.0%
107.6 --- EFFICIENCY --- 106.8
TURNOVERS
2 --- FUMBLES --- 3
1 --- FUMBLES LOST --- 2
2 --- INTERCEPTIONS --- 1
0 --- DOWNS --- 0
PENALTIES
6-44 --- TOTAL PENALTIES (NO - YARDS) --- 11-101
2-40 --- OFFENCE (NO - YARDS) --- 3-15
2-25 --- DEFENCE (NO - YARDS) --- 5-56
2-19 --- SPECIAL TEAMS (NO - YARDS) --- 3-30
DEFENCE
46 --- DEFENSIVE TACKLES --- 39
8 --- SPECIAL TEAMS TACKLES --- 8
54 --- TOTAL TACKLES --- 47
2 --- QB SACKS --- 2
2 --- FORCED FUMBLES --- 1
2 --- PASS KNOCKDOWNS --- 3
1 --- INTERCEPTIONS --- 2
2 --- FUMBLE RETURNS --- 1



WEEK 2 (vs. MTL)
FRIDAY, JUNE, 14
Attendance: 15, 790

Table with 6 columns: 1st, 2nd, 3rd, 4th, FINAL. Rows for MTL and EDM.

SCORING SUMMARY

1st QUARTER
6:58 | C. FAJARDO completed pass to C. SPIEKER for 5 yards to EDM00-TD; convert kick good----- 7-0 MTL
2:18 | D. PRUKOP Run (1 yard) to MTL00-TD; convert kick good----- 7-7 TIE
2nd QUARTER
14:46 | D. COTE Field Goal (53 yds)----- 10-7 EDM
1:52 | B. BEDE Field Goal (48 yds)----- 10-10 TIE
00:33 | C. FAJARDO completed pass to W. FLETCHER for 46 yards to EDM00-TD; convert kick good----- 17-10 MTL
00:00 | B. BEDE Field Goal (48 yds)----- 17-13 MTL
3rd QUARTER
4th QUARTER
2:32 | W. FLETCHER Run (39 yds) to EDM00-TD; convert kick NO good----- 23-13 MTL
11:35 | D. PRUKOP Run (1 yard) to MTL00-TD; convert kick good----- 23-20 MTL

TEAM STATISTICS

MTL EDM
OFFENCE
371 --- YARDS --- 357
29:39 --- POSSESSION TIME --- 30:21
121-26-4.7 --- 1ST DOWN (YARDS - ATT - AVG) --- 205-37-5.5
246-23-10.7 --- 2ND DOWN (YARDS - ATT - AVG) --- 136-27-5.0
4-3-1.3 --- 3RD DOWN (YARDS - ATT - AVG) --- 16-4-4.0
RUSHING
19 --- ATTEMPTS --- 21
116 --- YARDS --- 72
6.1 --- AVERAGE --- 3.4
1 --- TOUCHDOWNS --- 2
PASSING
30 --- ATTEMPTS --- 42
20 --- COMPLETIONS --- 28
269 --- YARDS --- 300
9.8 --- AVERAGE --- 7.1
166 --- YARDS AFTER CATCH --- 89
0 --- INTERCEPTIONS --- 2
2 --- TOUCHDOWNS --- 0
53 --- LONG --- 29
67.0% --- COMPLETION % --- 67.0%
117.2 --- EFFICIENCY --- 67.6
TURNOVERS
0 --- FUMBLES --- 0
0 --- FUMBLES LOST --- 0
0 --- INTERCEPTIONS --- 2
0 --- DOWNS --- 1
PENALTIES
9-75 --- TOTAL PENALTIES (NO - YARDS) --- 4-37
2-15 --- OFFENCE (NO - YARDS) --- 2-20
5-41 --- DEFENCE (NO - YARDS) --- 1-10
2-19 --- SPECIAL TEAMS (NO - YARDS) --- 1-7
DEFENCE
50 --- DEFENSIVE TACKLES --- 39
9 --- SPECIAL TEAMS TACKLES --- 7
59 --- TOTAL TACKLES --- 46
3 --- QB SACKS --- 3
0 --- FORCED FUMBLES --- 0
2 --- PASS KNOCKDOWNS --- 4
2 --- INTERCEPTIONS --- 0
0 --- FUMBLE RETURNS --- 0



WEEK 3 (@ TOR)
SATURDAY, JUNE, 22
Attendance: 10,857

	1st	2nd	3rd	4th	FINAL
EDM	14	1	7	14	36
TOR	7	14	8	10	39

SCORING SUMMARY

1ST QUARTER

9:58 | BETHEL-THOMPSON completed pass to D. MITCHELL for 30 yards to TOR00-TD; convert kick good----- 7-0 EDM
 4:01 | D. MCMAHON Run (44 yds) to EDM00-TD; convert kick good----- 7-7 TIE

00:11 | BETHEL-THOMPSON completed pass to E. LEWIS for 6 yards to TOR00-TD; convert kick good----- 14-7 EDM

2ND QUARTER

11:00 | C. DUKES completed pass to R. BAILEY for 21 yards to TOR00-TD; convert kick good----- 14-14 TIE

3:41 | C. DUKES Run (7 yds) to EDM00-TD; convert kick good----- 21-14 TOR

2:06 | J. JULIEN Punt 60 yards - Single----- 21-15 TOR

3RD QUARTER

8:00 | BETHEL-THOMPSON completed pass to H. MAYALA for 10 yards to TOR00-TD; convert kick good----- 22-21 EDM

2:11 | K. CAREY Run (4 yds) to EDM00-TD; 2-point conversion successful----- 29-22 TOR

4TH QUARTER

12:49 | BETHEL-THOMPSON completed pass to K. GITTENS JR. for 8 yards to TOR00-TD; convert kick good----- 29-29 TIE

9:41 | C. DUKES completed pass to D. COXIE for 36 yards to TOR00-TD; convert kick good----- 36-29 TOR

3:54 | D. PRUKOP Run (1 yd) to EDM00-TD; convert kick good----- 36-36 TIE

00:01 | L. HAJRULLAHU Field Goal (37 yds)----- 39-36 TOR

TEAM STATISTICS

EDM TOR

OFFENCE

371 --- YARDS --- 374

26:20 --- POSSESSION TIME --- 33:40

156-30-5.2 --- 1ST DOWN (YARDS - ATT - AVG) --- 266-34-7.8

215-21-10.8 --- 2ND DOWN (YARDS - ATT - AVG) --- 108-21-5.1

0-0-0.0 --- 3RD DOWN (YARDS - ATT - AVG) --- 0-0-0.0

RUSHING

10 --- ATTEMPTS --- 29

35 --- YARDS --- 186

3.5 --- AVERAGE --- 6.4

1 --- TOUCHDOWNS --- 3

PASSING

38 --- ATTEMPTS --- 22

28 --- COMPLETIONS --- 18

342 --- YARDS --- 214

9.0 --- AVERAGE --- 9.7

62 --- YARDS AFTER CATCH --- 95

0 --- INTERCEPTIONS --- 1

4 --- TOUCHDOWNS --- 2

39 --- LONG --- 36

74.0% --- COMPLETION % --- 82.0%

136.1 --- EFFICIENCY --- 122.2

TURNOVERS

0 --- FUMBLES --- 0

0 --- FUMBLES LOST --- 0

0 --- INTERCEPTIONS --- 1

0 --- DOWNS --- 0

PENALTIES

7-68 --- TOTAL PENALTIES (NO - YARDS) --- 6-61

0-0 --- OFFENCE (NO - YARDS) --- 3-20

4-46 --- DEFENCE (NO - YARDS) --- 2-31

3-22 --- SPECIAL TEAMS (NO - YARDS) --- 1-10

DEFENCE

44 --- DEFENSIVE TACKLES --- 34

11 --- SPECIAL TEAMS TACKLES --- 9

55 --- TOTAL TACKLES --- 43

3 --- QB SACKS --- 1

0 --- FORCED FUMBLES --- 0

0 --- PASS KNOCKDOWNS --- 2

1 --- INTERCEPTIONS --- 0

0 --- FUMBLE RETURNS --- 0



WEEK 4 (@ BC)
THURSDAY, JUNE, 27
Attendance:

	1st	2nd	3rd	4th	FINAL
EDM	4	8	0	9	21
BC	3	10	0	11	24

SCORING SUMMARY

1ST QUARTER

12:22 | J. JULIEN Punt 64 yards-Single----- 1-0 EDM

6:33 | B. BEDE Field Goal (39 yds)----- 4-0 EDM

1:38 | S. WHYTE Field Goal (24 yds)----- 4-3 EDM

2ND QUARTER

12:00 | V. ADAMS JR. completed pass to W. STANBACK for 5 yards to EDM00-TD; convert kick good----- 10-4 BC

8:38 | BETHEL-THOMPSON completed pass to K. GITTENS JR., for 16 yards to BC00-TD;convert kick good----- 11-10 EDM

1:36 | J. JULIEN Punt 55 yards-Single----- 12-10 EDM

00:13 | S. WHYTE Field Goal (29 yds)----- 13-12 BC

3RD QUARTER

4TH QUARTER

7:38 | D. PRUKOP Run (1 yd) to BC00-TD; 2-point conversion failed----- 18-13 EDM

2:23 | D. MACKIE Run (1 yd) to EDM00-TD; 2-point conversion successful----- 21-18 BC

1:17 | B. BEDE Field Goal (52 yds)----- 21-21 TIE

00:02 | S. WHYTE Field Goal (42 yds)----- 24-21 BC

TEAM STATISTICS

EDM BC

OFFENCE

337 --- YARDS --- 408

26:17 --- POSSESSION TIME --- 33:37

217-28-7.8 --- 1ST DOWN (YARDS - ATT - AVG) --- 281-38-7.4

119-17-7.0 --- 2ND DOWN (YARDS - ATT - AVG) --- 131-23-5.7

1-1-1.0 --- 3RD DOWN (YARDS - ATT - AVG) --- 11-3-3.7

RUSHING

15 --- ATTEMPTS --- 22

98 --- YARDS --- 92

6.5 --- AVERAGE --- 4.2

1 --- TOUCHDOWNS --- 1

PASSING

30 --- ATTEMPTS --- 38

19 --- COMPLETIONS --- 27

247 --- YARDS --- 331

8.2 --- AVERAGE --- 8.7

118 --- YARDS AFTER CATCH --- 135

2 --- INTERCEPTIONS --- 0

1 --- TOUCHDOWNS --- 1

46 --- LONG --- 35

63.0% --- COMPLETION % --- 71.0%

72.5 --- EFFICIENCY --- 106.4

TURNOVERS

1 --- FUMBLES --- 2

1 --- FUMBLES LOST --- 1

2 --- INTERCEPTIONS --- 0

0 --- DOWNS --- 2

PENALTIES

9-92 --- TOTAL PENALTIES (NO - YARDS) --- 6-75

2-5 --- OFFENCE (NO - YARDS) --- 1-10

5-67 --- DEFENCE (NO - YARDS) --- 3-45

2-20 --- SPECIAL TEAMS (NO - YARDS) --- 2-20

DEFENCE

47 --- DEFENSIVE TACKLES --- 32

6 --- SPECIAL TEAMS TACKLES --- 7

53 --- TOTAL TACKLES --- 39

0 --- QB SACKS --- 1

1 --- FORCED FUMBLES --- 1

2 --- PASS KNOCKDOWNS --- 2

0 --- INTERCEPTIONS --- 2

1 --- FUMBLE RETURNS --- 1



WEEK 6 (vs. OTT)
SUNDAY, JULY, 14
Attendance: 18,362

Table with 6 columns: Quarter, 1st, 2nd, 3rd, 4th, FINAL. Rows for OTT and EDM.

SCORING SUMMARY

1ST QUARTER
8:13 | L. WARD Field Goal (25 yds)----- 3-0 OTT
1:10 | BETHEL-THOMPSON completed pass to A. SMITH for 10 yards to OTT00-TD; convert kick good----- 7-3 EDM
2ND QUARTER
11:02 | BETHEL-THOMPSON completed pass to H. MAYALA for 39 yards to OTT00-TD; convert kick good----- 14-3 EDM
10:39 | B. BEDE Kickoff (98 yds)-Single----- 15-3 EDM
2:31 | L. WARD Field Goal (31 yds)----- 15-6 EDM
00:21 | D. CRUM Run (1 yd) to EDM00-TD; convert kick good-- 15-13 EDM
3RD QUARTER
5:38 | B. BEDE Field Goal (42 yds)----- 18-13 EDM
5:09 | D. BROWN completed pass to K. PIMPLETON for 70 yards to EDM00-TD; 2-point conversion successful----- 21-18 OTT
4TH QUARTER
14:38 | B. BEDE Field Goal NO GOOD-Single----- 21-19 OTT
13:44 | D. BROWN completed pass to J. HARDY for 68 yards to EDM00-TD; convert kick good----- 28-19 OTT
8:24 | L. WARD Field Goal (35 yds)----- 31-19 OTT
5:54 | D. PRUKOP Run (4 yds) to OTT00-TD; 2-point conversion successful----- 31-27 OTT
2:11 | L. WARD Field Goal (10 yds)----- 34-27 OTT
00:11 | D. PRUKOP Run (1 yd) to OTT00-TD; convert kick good- 34-34 TIE
00:00 | L. WARD Field Goal (38 yds)----- 37-34 OTT

TEAM STATISTICS

OTT EDM
OFFENCE
520 --- YARDS --- 339
31:31 --- POSSESSION TIME --- 28:29
149-33-4.5 --- 1ST DOWN (YARDS - ATT - AVG) --- 210-36-5.8
370-25-14.8 --- 2ND DOWN (YARDS - ATT - AVG) --- 121-21-5.5
5-2-2.5 --- 3RD DOWN (YARDS - ATT - AVG) --- 8-4-2.0
RUSHING
19 --- ATTEMPTS --- 18
56 --- YARDS --- 86
2.9 --- AVERAGE --- 4.8
1 --- TOUCHDOWNS --- 2
PASSING
38 --- ATTEMPTS --- 35
26 --- COMPLETIONS --- 26
480 --- YARDS --- 272
12.6 --- AVERAGE --- 7.8
222 --- YARDS AFTER CATCH --- 95
1 --- INTERCEPTIONS --- 0
2 --- TOUCHDOWNS --- 2
70 --- LONG --- 39
68.0% --- COMPLETION % --- 74.0%
118.3 --- EFFICIENCY --- 115.4
TURNOVERS
1 --- FUMBLES --- 2
1 --- FUMBLES LOST --- 1
1 --- INTERCEPTIONS --- 0
0 --- DOWNS --- 0
PENALTIES
8-100 --- TOTAL PENALTIES (NO - YARDS) --- 6-58
2-15 --- OFFENCE (NO - YARDS) --- 2-25
5-70 --- DEFENCE (NO - YARDS) --- 2-10
1-15 --- SPECIAL TEAMS (NO - YARDS) --- 2-23
DEFENCE
44 --- DEFENSIVE TACKLES --- 43
7 --- SPECIAL TEAMS TACKLES --- 5
51 --- TOTAL TACKLES --- 48
3 --- QB SACKS --- 1
2 --- FORCED FUMBLES --- 0
2 --- PASS KNOCKDOWNS --- 3
0 --- INTERCEPTIONS --- 1
1 --- FUMBLE RETURNS --- 1



WEEK 7 (@ OTT)
FRIDAY, JULY, 19
Attendance: 18,437

Table with 6 columns: Quarter, 1st, 2nd, 3rd, 4th, FINAL. Rows for EDM and OTT.

SCORING SUMMARY

1ST QUARTER
11:29 | R. ARMSTEAD Run (3 yds) to EDM00 - TD;convert kick good----- 7-0 OTT
2ND QUARTER
6:08 | B. BEDE Field Goal (34 yds)----- 7-3 OTT
3:20 | L. WARD Field Goal NO GOOD-Single----- 8-3 OTT
00:03 | B. BEDE Field Goal (39 yds)----- 8-6 OTT
3RD QUARTER
11:38 | L. WARD Field Goal (48 yds)----- 11-6 OTT
1:42 | L. WARD Field Goal (11 yds)----- 14-6 OTT
00:11 | B. BEDE Field Goal (42 yds)----- 14-9 OTT
3rd QUARTER
9:40 | B. BEDE Field Goal NO GOOD-Single----- 14-10 OTT
6:37 | J. JULIEN Punt (59 yards)-Single----- 14-11 OTT
00:48 | L. WARD Field Goal (28 yds)----- 17-11 OTT
4TH QUARTER
4:16 | L. WARD Field Goal (45 yds)----- 20-11 OTT
2:15 | B. BEDE Field Goal (19 yds)----- 20-14 OTT

TEAM STATISTICS

EDM OTT
OFFENCE
243 --- YARDS --- 304
27:56 --- POSSESSION TIME --- 32:04
114-31-3.7 --- 1ST DOWN (YARDS - ATT - AVG) --- 169-33-5.1
106-23-4.6 --- 2ND DOWN (YARDS - ATT - AVG) --- 147-24-6.7
29-2-14.5 --- 3RD DOWN (YARDS - ATT - AVG) --- 1-1-1.0
RUSHING
12 --- ATTEMPTS --- 18
40 --- YARDS --- 75
3.3 --- AVERAGE --- 4.2
0 --- TOUCHDOWNS --- 1
PASSING
39 --- ATTEMPTS --- 33
27 --- COMPLETIONS --- 22
206 --- YARDS --- 257
5.3 --- AVERAGE --- 7.8
58 --- YARDS AFTER CATCH --- 54
1 --- INTERCEPTIONS --- 2
0 --- TOUCHDOWNS --- 0
22 --- LONG --- 36
68.0% --- COMPLETION % --- 67.0%
70.2 --- EFFICIENCY --- 64.8
TURNOVERS
1 --- FUMBLES --- 1
1 --- FUMBLES LOST --- 0
1 --- INTERCEPTIONS --- 2
0 --- DOWNS --- 1
PENALTIES
6-67 --- TOTAL PENALTIES (NO - YARDS) --- 7-74
3-25 --- OFFENCE (NO - YARDS) --- 4-34
3-42 --- DEFENCE (NO - YARDS) --- 1-15
0-0 --- SPECIAL TEAMS (NO - YARDS) --- 2-25
DEFENCE
44 --- DEFENSIVE TACKLES --- 42
8 --- SPECIAL TEAMS TACKLES --- 6
52 --- TOTAL TACKLES --- 48
4 --- QB SACKS --- 2
1 --- FORCED FUMBLES --- 0
2 --- PASS KNOCKDOWNS --- 4
2 --- INTERCEPTIONS --- 1
0 --- FUMBLE RETURNS --- 1



WEEK 8 (vs. HAM)
SUNDAY, JULY 28
Attendance: 17,079

	1st	2nd	3rd	4th	FINAL
HAM	6	15	13	10	44
EDM	6	2	0	20	28

SCORING SUMMARY

1ST QUARTER

8:28 | B. BEDE Field Goal (26 yds)----- 3-0 EDM
6:08 | B. BEDE Field Goal (47 yds)----- 6-0 EDM
3:26 | M. LIEGGHIO Field Goal (45 yds)----- 6-3 EDM
00:02 | M. LIEGGHIO Field Goal (47 yds)----- 6-6 TIE

2ND QUARTER

12:59 | J. JULIEN Punt (74 yds) - SINGLE----- 7-6 EDM
7:20 | J. JULIEN Punt (58 yds) - SINGLE----- 8-6 EDM
2:58 | N. CONSTANTINOU (70 yds) - SINGLE----- 8-7 EDM
2:31 | B. MITCHELL completed pass to J. ROBINSON for 12 yards to the EDM00-TD; convert kick good----- 14-8 HAM
1:09 | B. MITCHELL completed pass to L. HAKUNAVANHU for 66 yards to the EDM00-TD; convert kick good----- 21-8 HAM

3RD QUARTER

7:42 | B. MITCHELL completed pass to T. WHITE for 7 yards to the EDM00-TD; convert kick good----- 28-8 HAM
3:17 | B. MITCHELL completed pass to K. SMITH for 59 yards to the EDM00-TD; 2-point conversion failed----- 34-8 HAM

4TH QUARTER

10:25 | B. MITCHELL completed pass to T. WHITE for 7 yards to the EDM00-TD; convert kick good----- 41-8 HAM
6:03 | T. FORD completed pass to K. GITTENS JR. for 5 yards to the EDM00-TD; 2-point conversion failed----- 41-14 HAM
1:56 | T. FORD completed pass to G. COBB for 20 yards to the EDM00-TD; 2-point conversion successful----- 41-22 HAM
00:56 | T. FORD completed pass to E. LEWIS for 12 yards to the EDM00-TD; 2-point conversion failed----- 41-28 HAM

TEAM STATISTICS

HAM **EDM**

OFFENCE

416 --- YARDS --- 258
33:38 --- POSSESSION TIME --- 26:22
220-31-71 --- 1ST DOWN (YARDS - ATT - AVG) --- 154-34-4.5
186-23-78 --- 2ND DOWN (YARDS - ATT - AVG) --- 101-25-4.0
10-4-2.5 --- 3RD DOWN (YARDS - ATT - AVG) --- 20-2-10.0

RUSHING

29 --- ATTEMPTS --- 19
113 --- YARDS --- 99
3.9 --- AVERAGE --- 5.2
0 --- TOUCHDOWNS --- 0

PASSING

25 --- ATTEMPTS --- 37
17 --- COMPLETIONS --- 20
316 --- YARDS --- 206
12.6 --- AVERAGE --- 5.6
162 --- YARDS AFTER CATCH --- 60
1 --- INTERCEPTIONS --- 1
5 --- TOUCHDOWNS --- 3
66 --- LONG --- 22
68.0% --- COMPLETION % --- 54.0%
158.3 --- EFFICIENCY --- 86.1

TURNOVERS

1 --- FUMBLES --- 2
1 --- FUMBLES LOST --- 1
1 --- INTERCEPTIONS --- 1
0 --- DOWNS --- 1

PENALTIES

4-40 --- TOTAL PENALTIES (NO - YARDS) --- 4-30
1-5 --- OFFENCE (NO - YARDS) --- 2-10
3-35 --- DEFENCE (NO - YARDS) --- 1-10
0-0 --- SPECIAL TEAMS (NO - YARDS) --- 1-10

DEFENCE

38 --- DEFENSIVE TACKLES --- 43
7 --- SPECIAL TEAMS TACKLES --- 7
45 --- TOTAL TACKLES --- 50
3 --- QB SACKS --- 1
0 --- FORCED FUMBLES --- 1
7 --- PASS KNOCKDOWNS --- 1
1 --- INTERCEPTIONS --- 1
1 --- FUMBLE RETURNS --- 1



WEEK 9 (@ SSK)
SATURDAY, AUGUST 3
Attendance: 29,655

	1st	2nd	3rd	4th	FINAL
EDM	13	7	0	22	42
SSK	8	7	6	10	31

SCORING SUMMARY

1ST QUARTER

15:00 | B. BEDE Kickoff (71 yds) to SSK09;M. ALFORD return 101 yards to EDM00-TD;convert kick good----- 7-0 SSK
8:49 | B. BEDE Field Goal (25 yds)----- 7-3 SSK
6:44 | B. LAUTHER Field Goal NO GOOD-Single----- 8-3 SSK
4:01 | B. BEDE Field Goal (38 yds)----- 8-6 SSK
2:10 | T. FORD completed pass to T. JONES for 93 yards to SSK00-TD;convert kick good----- 13-8 EDM

2ND QUARTER

5:02 | J. LEAKE Run (4 yds) to SSK00-TD; convert kick good--- 20-8 EDM
1:50 | S. PATTERSON Run (1 yd) to EDM00-TD;convert kick good----- 20-15 EDM

3RD QUARTER

2:03 | S. PATTERSON completed pass to A. AJOU for 26 yards to EDM00-TD; 2-point conversion failed----- 21-20 SSK

4TH QUARTER

11:07 | J. LEAKE Run (51 yds) to SSK00-TD; 2-point conversion successful----- 28-21 EDM
6:35 | B. LAUTHER Field Goal (37 yds)----- 28-24 EDM
2:28 | J. LEAKE Run (61 yds) to SSK00-TD; convert kick good- 35-24 EDM
1:36 | T. FORD completed pass to T. JONES for 19 yards to SSK00-TD; convert kick good----- 42-24 EDM
00:05 | S. PATTERSON completed pass to M. PICTON for 23 yards to EDM00-TD; convert kick good----- 42-31 EDM

TEAM STATISTICS

EDM **SSK**

OFFENCE

515 --- YARDS --- 392
33:01 --- POSSESSION TIME --- 26:59
270-31-8.7 --- 1ST DOWN (YARDS - ATT - AVG) --- 174-35-5.0
245-20-12.3 --- 2ND DOWN (YARDS - ATT - AVG) --- 177-24-7.4
0-0-0.0 --- 3RD DOWN (YARDS - ATT - AVG) --- 41-2-20.5

RUSHING

28 --- ATTEMPTS --- 18
276 --- YARDS --- 117
9.9 --- AVERAGE --- 6.5
3 --- TOUCHDOWNS --- 1

PASSING

22 --- ATTEMPTS --- 38
18 --- COMPLETIONS --- 22
252 --- YARDS --- 306
11.5 --- AVERAGE --- 8.1
127 --- YARDS AFTER CATCH --- 70
1 --- INTERCEPTIONS --- 1
2 --- TOUCHDOWNS --- 2
93 --- LONG --- 26
82.0% --- COMPLETION % --- 58.0%
129.4 --- EFFICIENCY --- 90.5

TURNOVERS

1 --- FUMBLES --- 0
0 --- FUMBLES LOST --- 0
1 --- INTERCEPTIONS --- 1
0 --- DOWNS --- 0

PENALTIES

6-47 --- TOTAL PENALTIES (NO - YARDS) --- 3-19
2-10 --- OFFENCE (NO - YARDS) --- 2-15
4-37 --- DEFENCE (NO - YARDS) --- 1-4
0-0 --- SPECIAL TEAMS (NO - YARDS) --- 0-0

DEFENCE

38 --- DEFENSIVE TACKLES --- 40
8 --- SPECIAL TEAMS TACKLES --- 10
46 --- TOTAL TACKLES --- 50
3 --- QB SACKS --- 1
0 --- FORCED FUMBLES --- 0
5 --- PASS KNOCKDOWNS --- 0
1 --- INTERCEPTIONS --- 1
0 --- FUMBLE RETURNS --- 0



WEEK 10 (vs. BC)

SUNDAY, AUGUST 11

Attendance: 18,447

	1st	2nd	3rd	4th	FINAL
BC	10	0	6	0	16
EDM	1	18	0	14	33

SCORING SUMMARY

1ST QUARTER

10:29 | D. MACKIE Run (1 yd) to EDM00-TD; convert kick good 7-0 BC
 3:49 | B. BEDE Field Goal NO GOOD-Single----- 7-1 BC
 00:00 | S. WHYTE Field Goal (43 yds)----- 10-1 BC

2ND QUARTER

12:48 | J. LEAKE Run (12 yds) to BC00-TD;convert kick good--- 10-8 BC
 7:41 | D. PRUKOP Run (1 yd) to BC00-TD;Convert kick good-- 15-10 EDM
 7:09 | B. BEDE Kickoff (86 yds); SINGLE----- 16-10 EDM
 00:00 | B. BEDE Field Goal (51 yds)----- 19-10 EDM

3RD QUARTER

13:11 | S. WHYTE Field Goal (43 yds)----- 19-13 EDM
 4:40 | S. WHYTE Field Goal (18 yds)----- 19-16 EDM

4TH QUARTER

14:31 | B. BEDE Field Goal (34 yds)----- 22-16 EDM
 6:44 | M. BETHEL-THOMPSON completed pass to J. RANKIN-
 for 17 yards to BC00-TD;2-point conversion successful----- 30-16 EDM
 2:33 | B. BEDE Field Goal (30 yds)----- 33-16 EDM

TEAM STATISTICS

BC EDM

OFFENCE

271 --- YARDS --- 456
 24:21 --- POSSESSION TIME --- 35:39
 180-25-7.2 --- 1ST DOWN (YARDS - ATT - AVG) --- 253-41-6.2
 91-19-4.8 --- 2ND DOWN (YARDS - ATT - AVG) --- 201-24-8.4
 8-2-4.0 --- 3RD DOWN (YARDS - ATT - AVG) --- 2-1-2.0

RUSHING

17 --- ATTEMPTS --- 35
 105 --- YARDS --- 200
 6.2 --- AVERAGE --- 5.7
 1 --- TOUCHDOWNS --- 2

PASSING

27 --- ATTEMPTS --- 24
 18 --- COMPLETIONS --- 20
 187 --- YARDS --- 267
 6.9 --- AVERAGE --- 11.1
 82 --- YARDS AFTER CATCH --- 89
 0 --- INTERCEPTIONS --- 1
 0 --- TOUCHDOWNS --- 1
 26 --- LONG --- 29
 67.0% --- COMPLETION % --- 83.0%
 86.5 --- EFFICIENCY --- 114.4

TURNOVERS

1 --- FUMBLES --- 0
 0 --- FUMBLES LOST --- 0
 0 --- INTERCEPTIONS --- 1
 2 --- DOWNS --- 0

PENALTIES

6-76 --- TOTAL PENALTIES (NO - YARDS) --- 5-35
 1-5 --- OFFENCE (NO - YARDS) --- 4-20
 3-46 --- DEFENCE (NO - YARDS) --- 0-0
 2-25 --- SPECIAL TEAMS (NO - YARDS) --- 1-15

DEFENCE

53 --- DEFENSIVE TACKLES --- 38
 5 --- SPECIAL TEAMS TACKLES --- 7
 58 --- TOTAL TACKLES --- 45
 2 --- QB SACKS --- 2
 0 --- FORCED FUMBLES --- 1
 1 --- PASS KNOCKDOWNS --- 2
 1 --- INTERCEPTIONS --- 0
 0 --- FUMBLE RETURNS --- 0



WEEK 11 (@ HAM)

SATURDAY, AUGUST 17

Attendance: 20,092

	1st	2nd	3rd	4th	FINAL
EDM	7	25	0	15	47
HAM	0	3	13	6	22

SCORING SUMMARY

1ST QUARTER

10:00 | J. RANKIN Run (4 yds) to HAM00-TD;convert kick good 7-0 EDM

2ND QUARTER

13:11 | J. LEAKE Run (3 yds) to HAM00-TD;convert kick good--- 14-0 EDM
 6:54 | M. LIEGGHIO Field Goal (32 yds)----- 14-3 EDM
 6:03 | J. RANKIN (2 yds) to HAM00-TD;convert kick good----- 21-3 EDM
 5:40 | B. BEDE Kickoff (90 yds); SINGLE----- 22-3 EDM
 2:09 | BETHEL-THOMPSON completed pass to D. MITCHELL
 for 11 yards to HAM00-TD; convert kick good----- 29-3 EDM
 00:27 | B. BEDE Field Goal (32 yds)----- 32-3 EDM

3RD QUARTER

10:11 | G. BELL Run (2 yds) to EDM00-TD; 2-point conversion
 failed----- 32-9 EDM
 00:00 | B. MITCHELL completed pass to G. BELL for 7 yards to
 EDM00-TD;convert kick good----- 32-16 EDM

4TH QUARTER

8:10 | J. RANKIN (3 yds) to HAM00-TD;convert kick good----- 39-16 EDM
 1:30 | H. FROST completed pass to S. BRIDGES for 12 yards to
 EDM00-TD; 2-point conversion failed----- 39-22 EDM
 1:20 | BETHEL-THOMPSON completed pass to K. GITTENS
 JR. for 7 yards to HAM00-TD; convert kick good----- 46-22 EDM
 1:15 | B. BEDE Kickoff (85 yds); SINGLE----- 47-22 EDM

TEAM STATISTICS

EDM HAM

OFFENCE

347 --- YARDS --- 521
 27:29 --- POSSESSION TIME --- 32:31
 266-30-8.9 --- 1ST DOWN (YARDS - ATT - AVG) --- 281-39-7.2
 81-19-4.5 --- 2ND DOWN (YARDS - ATT - AVG) --- 226-24-9.4
 0-0-0.0 --- 3RD DOWN (YARDS - ATT - AVG) --- 14-2-7.0

RUSHING

23 --- ATTEMPTS --- 15
 122 --- YARDS --- 112
 5.3 --- AVERAGE --- 7.5
 4 --- TOUCHDOWNS --- 1

PASSING

23 --- ATTEMPTS --- 49
 15 --- COMPLETIONS --- 33
 234 --- YARDS --- 409
 10.2 --- AVERAGE --- 8.3
 69 --- YARDS AFTER CATCH --- 134
 0 --- INTERCEPTIONS --- 2
 2 --- TOUCHDOWNS --- 2
 44 --- LONG --- 63
 65.0% --- COMPLETION % --- 67.0%
 127.8 --- EFFICIENCY --- 89.6

TURNOVERS

0 --- FUMBLES --- 3
 0 --- FUMBLES LOST --- 2
 0 --- INTERCEPTIONS --- 2
 0 --- DOWNS --- 0

PENALTIES

4-35 --- TOTAL PENALTIES (NO - YARDS) --- 11-100
 0-0 --- OFFENCE (NO - YARDS) --- 4-40
 2-28 --- DEFENCE (NO - YARDS) --- 3-12
 2-25 --- SPECIAL TEAMS (NO - YARDS) --- 4-48

DEFENCE

44 --- DEFENSIVE TACKLES --- 37
 9 --- SPECIAL TEAMS TACKLES --- 6
 53 --- TOTAL TACKLES --- 43
 0 --- QB SACKS --- 2
 3 --- FORCED FUMBLES --- 0
 5 --- PASS KNOCKDOWNS --- 5
 2 --- INTERCEPTIONS --- 0
 2 --- FUMBLE RETURNS --- 0



ELKS GAME HIGHS/LOWS



OPPONENT HIGHS/LOWS vs. EDM

HIGH LOW

OFFENCE

515 (@ SSK WK 9) --- YARDS --- 243 (@ OTT WK 7)
35:39 (vs. BC WK 10) --- POSSESSION TIME --- 26:17 (@ BC WK 4)
270-31-8.7 (@ SSK WK 9) --- 1ST DOWN (YARDS-ATT-AVG) --- 114-31-3.7 (@ OTT WK 7)
245-20-12.3 (@ SSK WK 9) --- 2ND DOWN (YARDS-ATT-AVG) --- 81-19-4.5 (@ HAM WK 11)
29-2-14.5 (@ OTT WK 7) --- 3RD DOWN (YARDS-ATT-AVG) --- 0-0-0.0 (4 times WK 1,3,9,11)

RUSHING

35 (vs. BC WK 10) --- ATTEMPTS --- 10 (@ TOR WK 3)
276 (@ SSK WK 9) --- YARDS --- 35 (@ TOR WK 3)
9.9 (@ SSK WK 9) --- AVERAGE --- 3.3 (vs. SSK WK 1)
4 (@ HAM WK 11) --- TDS --- 0 (4 times WK 1,4,7,8)

PASSING

42 (2 times WK 1, 2) --- ATTEMPTS --- 22 (@ SSK WK 9)
33 (vs. SSK WK 1) --- COMPLETIONS --- 15 (@ HAM WK 11)
342 (@ TOR WK 3) --- YARDS --- 206 (vs. HAM WK 8)
11.5 (@ SSK WK 9) --- AVERAGE --- 5.3 (@ OTT WK 7)
136 (vs. SSK WK 1) --- YARDS AFTER CATCH --- 58 (@ OTT WK 7)
2 (2 times WK 2,4) --- INTERCEPTIONS --- 0 (3 times WK 3,6,11)
4 (@ TOR WK 3) --- TOUCHDOWNS --- 0 (2 times WK 2,7)
93 (@ SSK WK 9) --- LONG --- 22 (2 times WK 7,8)
83.0% (vs. BC WK 10) --- COMPLETION % --- 54.0% (vs. HAM WK 8)
136.1 (@ TOR WK 3) --- EFFICIENCY --- 67.6 (vs. MTL WK 2)

TURNOVERS

2 (3 times WK 1,6,8) --- FUMBLES --- 0 (2 times WK 3,10)
1 (2 times WK 2,8) --- DOWNS --- 0 (6 times WK 1,3,4,6,7,9)

PENALTIES

11-101 (vs. SSK WK 1) --- TOTAL PEN (NO - YARDS) --- 4-37 (vs. MTL WK 2)
3-25 (@ OTT WK 7) --- OFFENCE (NO - YARDS) --- 0-0 (2 times WK 3,11)
5-67 (@ BC WK 4) --- DEFENCE (NO - YARDS) --- 0-0 (vs. BC WK 10)
3-30 (vs. SSK WK 1) --- SPECIALS (NO - YARDS) --- 0-0 (2 times WK 7,9)

DEFENCE

47 (@ BC WK 4) --- DEFENSIVE TACKLES --- 38 (2 times WK 9, 10)
11 (@ TOR WK 3) --- SPECIAL TEAMS TACKLES --- 5 (vs. OTT WK 6)
55 (@ TOR WK 3) --- TOTAL TACKLES --- 45 (vs. BC WK 10)
4 (@ OTT WK 7) --- QB SACKS --- 0 (2 times WK 4,11)
3 (@ HAM WK 11) --- FORCED FUMBLES --- 0 (4 times WK 2,3,6,9)
5 (2 times WK 9,11) --- PASS KNOCKDOWNS --- 0 (@ TOR WK 3)
2 (3 times WK 1,7,11) --- INTERCEPTIONS --- 0 (3 times WK 2,4,10)
2 (@ HAM WK 11) --- FUMBLE RETURNS --- 0 (5 times WK 2,3,7,9,10)

HIGH LOW

OFFENCE

521 (@ HAM WK 11) --- YARDS --- 271 (vs. BC WK 10)
33:40 (@ TOR WK 3) --- POSSESSION TIME --- 24:21 (vs. BC WK 10)
281-38-7.4 (@ BC WK 4) --- 1ST DOWN (YARDS-ATT-AVG) --- 121-26-4.7 (vs. MTL WK 2)
370-25-14.8 (vs. OTT WK 6) --- 2ND DOWN (YARDS-ATT-AVG) --- 91-19-4.8 (vs. BC WK 10)
41-2-20.5 (@ SSK WK 9) --- 3RD DOWN (YARDS-ATT-AVG) --- 0-0-0.0 (2 times WK 1,3)

RUSHING

29 (2 times WK 3,8) --- ATTEMPTS --- 15 (@ HAM WK 11)
186 (@ TOR WK 3) --- YARDS --- 40 (vs. SSK WK 1)
7.5 (@ HAM WK 11) --- AVERAGE --- 1.8 (vs. SSK WK 1)
3 (@ TOR WK 3) --- TDS --- 0 (vs. HAM WK 8)

PASSING

49 (@ HAM WK 11) --- ATTEMPTS --- 22 (@ TOR WK 3)
33 (@ HAM WK 11) --- COMPLETIONS --- 17 (vs. HAM WK 8)
480 (vs. OTT WK 6) --- YARDS --- 187 (vs. BC WK 10)
12.6 (2 times WK 6,8) --- AVERAGE --- 6.9 (vs. BC WK 10)
222 (vs. OTT WK 6) --- YARDS AFTER CATCH --- 54 (@ OTT WK 7)
2 (3 times WK 1,7,11) --- INTERCEPTIONS --- 0 (3 times WK 2,4, 10)
5 (vs. HAM WK 8) --- TOUCHDOWNS --- 0 (2 times WK 7, 10)
70 (vs. OTT WK 6) --- LONG --- 26 (2 times WK 9, 10)
82.0% (@ TOR WK 3) --- COMPLETION % --- 58.0% (@ SSK WK 9)
158.3 (vs. HAM WK 8) --- EFFICIENCY --- 64.8 (@ OTT WK 7)

TURNOVERS

2 (3 times WK 1,4,11) --- FUMBLES --- 0 (4 times WK 2,3,9,10)
2 (2 times WK 4,10) --- DOWNS --- 0 (7 times WK, 1,2,3,6,8,9,11)

PENALTIES

11-100 (@ HAM WK 11) --- TOTAL PEN (NO - YARDS) --- 3-19 (@ SSK WK 9)
4-40 (@ HAM WK 11) --- OFFENCE (NO - YARDS) --- 1-5 (2 times WK 8,10)
5-70 (vs. OTT WK 6) --- DEFENCE (NO - YARDS) --- 1-4 (@ SSK WK 9)
4-48 (@ HAM WK 11) --- SPECIALS (NO - YARDS) --- 0-0 (2 times WK 8,9)

DEFENCE

53 (vs. BC WK 10) --- DEFENSIVE TACKLES --- 32 (@ BC WK 4)
10 (@ SSK WK 9) --- SPECIAL TEAMS TACKLES --- 5 (vs. BC WK 10)
59 (vs. MTL WK 2) --- TOTAL TACKLES --- 39 (@ BC WK 4)
3 (3 times WK 2,6,8) --- QB SACKS --- 1 (3 times WK 3,4,9)
2 (2 times WK 1,6) --- FORCED FUMBLES --- 0 (7 times WK 2,3,7,8,9,10,11)
7 (vs. HAM WK 8) --- PASS KNOCKDOWNS --- 0 (@ SSK WK 9)
2 (2 times WK 2,4) --- INTERCEPTIONS --- 0 (3 times WK 3,6,11)
2 (vs. SSK WK 1) --- FUMBLE RETURNS --- 0 (5 times WK 2,3,9,10,11)